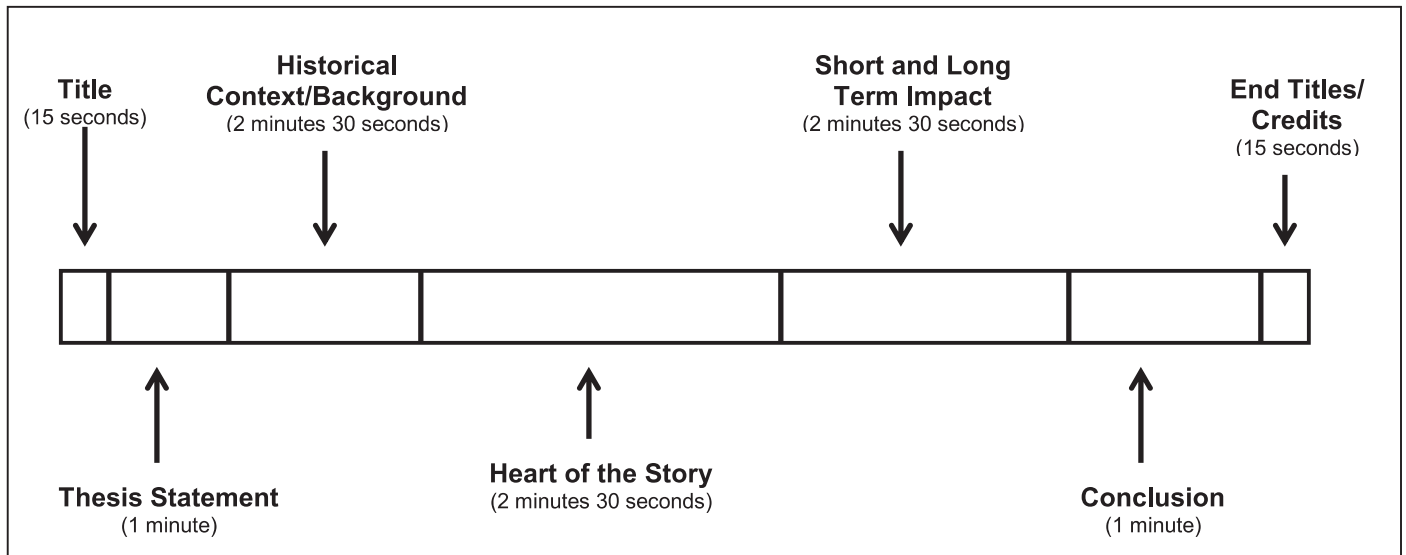


WORKSHEET: DOCUMENTARY PLANNING

It's important to think about breaking up your documentary into smaller segments, just like an exhibit is divided into sections. It will be easier to organize your thoughts into these smaller parts. It's also easier for your view to follow along when you have a well-organized documentary. Here are some general ideas about documentary organization. **Remember:** These are just ideas. As long as your project is organized, you can create it however you want!



Audio Tracks



Track 1: Student-read narration + oral history interviews



Track 2: Historically appropriate music + sound effects



HANDOUT: ORGANIZING YOUR INFORMATION: DOCUMENTARIES




The most important element of a documentary is a great script. Remember that narration should always drive the visual images. In order to organize your documentary, consider the following:

Segment your information. You are telling a story, so you want to make sure that you have a clear and distinct parts:

- ☐ **Introduction:** Make sure people understand where and when this is happening and include your thesis
- ☐ **Background Information:** What will people need to understand your main argument and the importance of your topic?
- ☐ **Main Argument:** Fully explain your topic and argument.
- ☐ **Conclusion:** Address the impact your topic has had in history and sum up its importance.

Write your script first. Trying to put images together first often results in disaster and despair. If you know where you are going with your project, it is much easier to find images that fit your ideas than ideas to fit your images. Use a storyboard to add images that fit later on. It is likely that you will need about 100 images in total.

Example of a Storyboard

Script	Image
<p>During the Great Depression the Wagner Act created the National Labor Relations Board or NLRB, a federal agency. The goal of the Act was to allow workers greater rights, including the right to create labor unions.</p>	
<p>Many unions were soon formed and workers struck for better wages throughout the nation.</p>	
<p>However, the Act created controversy as some felt it worsened the Depression. It also created conflict between the two major union organizations.</p>	

Name: _____

WORKSHEET: DOCUMENTARY STORYBOARD FORM

NOTES	VISUAL	AUDIO